



Millrise Moments June 2017

Dear Parents,

Father's Day is almost here. We would like to invite our Daddy's and Grandpa's to a tea party on June 16th from 3pm to 5pm. Please join us for a special snack. We feel these are important events as the children prepare special crafts and help prepare for the special day.

Please ensure your child has appropriate clothes for the day and a back pack. They need to have a hat and water bottle daily. Please label every thing as we sometimes have doubles. It is your responsibility to ensure your child has both items. We have no extras in the centre. Also, please make sure you take your child's water bottle home everyday to clean it. The centre is not responsible for cleaning the water bottles.

Umbrellas, sunglasses and flip flops are not welcome due to safety issues.

If you have not yet paid for sunscreen, please pay do so.

I have attached the Discovery Days Summer Program/Calendar's for July and August for PRE-SCHOOL to OSC. Please review daily as your child/children have a very busy fun filled summer ahead of them.

I would like to send out a **BIG THANK YOU** for all of the diapers, wipes and extra, that were donated to the Bare Bottoms Diaper Drive. We had the box emptied once. Wonderful!!

We are always looking into making to program better so if anyone has ideas for the QEP that would be wonderful.

This month of June we are teaming up with a Community Service called "Closer to Home". Giving Kids "A Reason to Smile" with a Care Package. If you have any of these items listed and would like to donate there will be a box in the front foyer. Please see attached sheet for the wish list.

We are always looking for paper to be donated. If anyone has any resources that we be greatly appreciated.

We are hosting a graduation celebration on the evening of June 21th, 2017 from 6 pm to 7 pm. The kindergarten children in Hanna, Geraldine and Joanne's room have an evening full of surprises.



On June 27th, it is Canadian Multiculturalism Day. We would like everyone to bring something in from there culture for the children to share with their friends. For example: music, flags or costumes.

Please check your child's room for the upcoming holiday sheets that will be posted. These sheets will be for summer holidays and the sooner you let us know your child's holidays the sooner we can arrange for our staffs holidays.

Also, we would like to wish all the children and staff who celebrate their birthdays in June a Very Happy Birthday.

Withdrawal from Program

Parents must give one month from the 1st of the month written notice when withdrawing a child from the program.

POLICY OF THE MONTH: Supervision, see attached

RECIPE OF THE MONTH: Fruit and Yogurt Smoothies, see attached

Frog Street Pre-School: June 1 and 16: Changes

June 19 to 23: Best of Frog Street, see attached

June 26 to 30: Discovery Days

Frog Street Toddlers: June 6 to 10: Bugs

June 12 to July 7: Farm Animal, see attached

Frog Street Babies: Encouraging Exploration, see attached

I have attached the Summer Discovery Zone calendars for Pre-school and OSC.

We are always looking for difference workshops for staff and parents, if anybody has any ideas or knows someone please get in touch with me.

I have attached the Parent Link Calendar, there are lots of great Spring Programs listed.

We would love it if any parent could come in and talk about their work or share something from their culture. Please get in touch with me.

Dates to Remember:

June 1st - Say Something Nice Day

June 2nd - National Doughnut Day

June 5th - Whit Monday

June 8th - Best Friends Day

June 16th - Father's Day and Grandpa Tea Party from 3pm to 5pm

June 18th - Father's Day

June 21st - First Day of Summer

June 21st - Kindergarten graduation from 6pm to 7pm

June 21st - National Aboriginal Day

June 24th - St. Jean Baptiste Day

June 24th - World Ocean Day

June 25th - Ramadan Ends

June 27th - Canadian Multiculturalism Day

June 29th - Last day of school for Janet Johnstone

June 29th - Last day of school for Our Lady of Peace

June 29th - International Mud Day

Kindest Regards,
Millrise Staff



Supervision Policy

Purpose

The purpose of this Policy is to:

- Set out the practices which will be implemented by Centre Personnel to ensure that all children attending the Centre are supervised in accordance with the legislative requirements for the relevant Province.

Policy

It is the policy of the Centre to ensure that all children attending the Centre are supervised at all times. This policy is based on the understanding that all children must be in direct sight or sound of Centre Personnel at all times. Parents are advised of our policy through our Parent Handbook.

A minimum of two (2) Centre Personnel will be on the Centre's premises at all times that the Centre is operational.

A Centre Configuration will be developed by the Centre Director or Person In-Charge to ensure that Staff: Child ratios are maintained in accordance with the legislative requirements for the Province.

Definitions

Staff: Child Ratio means the amount of staff to children required to operate a Centre within legislated guidelines.

Supervision means to watch over a particular child or group of children to ensure the environment provided is safe and supportive and that care is carried out correctly.

Supervision map means map or drawing on display to identify internal or external points in a Centre that provide the highest level of visual or sound contact by staff to children.

Procedure

1. **Supervision plan:** The Centre Director or Person In-Charge will develop a comprehensive Supervision Plan detailing the placement of staff within the indoor and outdoor environments. Supervision points will be proximately close to 'at risk' areas, such as climbing equipment or possible egress points from the Centre. Regular safety checks of the program premises and equipment will be conducted to remove hazards, including the Safe Environments Checklist to be completed each day. The position of equipment and the environment arrangement will allow Centre Personnel to supervise the children's play, rest time and toilet areas.

2. The Safe Environment Checklist will be completed indoors and outdoors every morning. Any hazards that are identified will be reported to the Center Director or Person in Charge. A decision will be made in regards to the safety of the environment and if the Center or Outdoor Space will need to be closed.

For example: if there was a gap in the fence maintenance would need to be contacted to fix the fence and the yard would be closed until the fence was fixed.

If there was no heat or power at the centre the Operations Team would need to be notified and a decision on whether to open the Center would need to be made.

3. Team Work and good communication among staff members is very important. If one staff member is busy helping a child in the washroom /diaper changing they need to inform the other staff in the room.
4. Center staff are required to position themselves in a manner which maximises both sight and sound contact with all children in the group, positioning themselves in such a way that they can see and hear the children.
5. Center staff must avoid carrying out activities that may draw their attention away from active supervision. Examples of such activities include administrative tasks, cleaning, texting, reading or using the phone.
6. The use of the tablets for BP Connect, should only be used during quiet times and in such a way that Supervision and Safety of the children always comes first.
7. Staff must remain alert and conscious of all children's movements throughout the day. They must be involved and familiar with all the children in their care, anticipating, assisting and using intervention to prevent any potential danger.
8. Children's health needs to be monitored to identify early signs of illness or unusual behaviour, be aware where emergency medications, first aid kits and emergency contacts numbers are.
9. All staff are required to have an understanding of the Staff: Child Ratios prescribed by legislation for their Province. A copy of the relevant Staff: Child Ratios will be displayed in the Staff Room.
10. Staff will ensure that all children arriving or leaving the program have both arrival and departure time accurately recorded. During all the transitions, including when children leave or return to their rooms, or enter or leave a vehicle head counts and attendance (calling each child's name) will be done.
11. In Centre's where the OOSC children are required to use the washrooms in the hallway they will follow the following procedure.

The child will need to inform the staff. The child will be given a hall pass, have their name written on a white board and a timer will be set for five minutes. When the child returns they must give the hall pass back to the staff. If after five minutes the child has not returned the staff member will go and check on the child.
12. Security mirror will be placed in hallways and in corners of rooms where vision is obstructed, to provide better supervision.
13. Supervision practices will be assessed on a regular basis to ensure that the Centre continues to promote safety and to meet the needs of the children enrolled in the program.
14. Directors/Managers will randomly spot-check and ask caregivers how many children they have. Observations will be completed to ensure that established procedures and being followed.
15. Staff schedule changes will not take place while children are in transition.

Supervision during Transition from Inside to Outside

When transitioning to and from the playground, one staff should lead the line; one staff should be at the back of the line. If there are three staff available the remaining staff should be positioned in the middle of the line.

Transitioning in small groups allows for better supervision. When descending down the stairs the staff member should be in front of the children. When ascending up the stairs the staff member should be behind the children.

In centre's where there is an elevator, this is only used for babies who are in a stroller. All other groups of children must use the stairs and not the elevator.

In the case of only one staff, additional support from Director or designate will be requested to ensure the children are transitioned safely.

STOP SIGNS will be placed throughout the centre to remind staff to "**STOP AND COUNT**". The children will be taught to look for these signs and to stop when they see one.

All staff members will be trained and given a copy of the Stop and Count Transition Procedure during their orientation.

a. When heading outside:

Have the children gather at the doors

Complete a head count and attendance (calling each child's name), and advise the other staff member/s of the number you have counted and ensure they confirm the same number.

Lead the children out ensuring a teacher is at the front, back and middle as applicable.

b. When coming inside:

Have the children gather outside.

Complete a head count and attendance (calling each child's name), advise the other staff member/s of the number you have counted and ensure they confirm the same number.

Lead the children in ensuring a teacher is at the front, back and middle as applicable.

STOP inside the doors and take another head count to ensure you still have everyone. Again confirm with the other staff member/s

Count again as the children enter into the cubby area.

Once inside the classroom, take a head count and attendance (calling each child's name) to ensure you have everyone. Again confirm with the other staff member/s

Child Absent from Pick-up Location:

When children are transported between schools and centre's premises and a child fails to show at the arranged pick up time or location, Centre Personnel will:

1. Contact the school office to determine if the child attended on the day or has been delayed ;
2. Contact the centre and advise that the child has not been accounted for. The Centre Director or Person In-Charge will contact the parent/guardian to advise the circumstances and ;

If the centre director or Person in Charge is not available the Area Manager will be contacted directly. If not available then the Director of Operations or the Manager of Licensing and Accreditation will be contacted.

The staff member will have a copy of all the portable records and a list of emergency phone numbers including Area Manager and Operations.

3. The Centre Director or Person In-Charge will contact the Area Manager and call 911 if the child cannot be located;
4. If the child cannot be located within five minutes of following steps 1, 2, &3 confirming that they should be present. The Missing Children Policy will be followed calling 911 notifying the police of the missing child.

At no time are children permitted to exit the Centre unaccompanied. Centre Personnel are required to ensure children only leave the Centre with a nominated person authorised by the child's parents/guardians. The Collection of Children Policy must be followed.

Reference Information

Collection of Children Policy

Stop and Count Transition Procedure

Transportation to and from School

Missing Children

Safe Environment Checklist (Indoor and Outdoor)

Orientation Checklist

Date Reviewed: May 2015

Date Revised: November 2015

Date Revised: March 2016

November 2016

January 2017

Fruit & Yogurt Smoothies

Smoothie Option 1:

1/3 cup skim milk powder
1/2 cup yogurt
1/2 cup unsweetened frozen berries
1/2 cup 100% unsweetened fruit juice
1/2—1 banana

Smoothie Option 2:

3/4 cup (175 mL) low-fat plain yogurt
1/2 cup (125 mL) skim milk
1 banana
1/2 cup (125 mL) fresh or frozen berries



Changes

Week 1	Changes in and Around Me
Week 2	Earth Changes
Week 3	Nurturing Earth
Week 4	Before and Now

Dear Family,

What a difference a year makes! In the next four weeks, children will look at how they have changed over the past nine months—their height, their weight, their knowledge, and their behavior. They will learn about changes around them that are beyond their control—seasons, weather, day and night. They will examine the power they have to cause change and the responsibility they have to monitor change in their environment. Join with us in celebrating this year of change as we begin to prepare children for the changes the next year will bring.



Our character education focus will be on developing the concepts of *patience* and *pride*.

Literacy

Children have been learning to hear rhyming words. Play this game to practice this skill. Pause before the final word in the last stanza and invite your child to supply the word.

Say and Rhyme

Tune: "Mary Had a Little Lamb"

Rhyming words are lots of fun,
Lots of fun, lots of fun.
Rhyming words are easy to do.
Join in and try a few.

When you say bread, I touch my head,
Touch my head, touch my head.
When you say bread, I touch my head.
Rhyming words—bread and (head)!

When you say go, I touch my toe
Touch my toe, touch my toe.
When you say go, I touch my toe
Rhyming words—go and ____!

When you say bee, I touch my knee
Touch my knee, touch my knee.
When you say bee, I touch my knee
Rhyming words—bee and ____!

Rhyming words are lots of fun,
Lots of fun, lots of fun.
Rhyming words are easy to do.
And now we know a few.

Make up additional verses: dear/ear; hose/nose; sigh/eye

Math

As we look back to see how far children have come this year, it is natural to introduce the calendar as a way to keep track of time and note important upcoming events. Provide an easily accessible calendar (on the refrigerator or bedroom door) so that your child can note (with pride) accomplishments and learn that waiting for an upcoming special day requires patience.

Notes



For additional at-home activities, see the *Changes* PATT Mat.

Parents as Partners

Did You Know?

While negative emotions, such as anger, fear, and disappointment, can be disruptive, they are normal feelings that we all have. Instead of distracting your child or dismissing his negative emotions, spend time helping your child understand his emotions and how to handle them.

Try It Out

1. Pay attention to your child's mood, behaviors, and expressions of emotion.
2. Don't distract your child from his emotion. For example, if he is feeling sad don't say, "Let's go bake some cookies."
3. Don't punish your child for his emotions. For example, if your child is crying because he is afraid of the dark, don't dismiss his fear by telling him it is silly to feel that way.
4. Label emotions for your child if he is not able to do so. For example, say, "You seem sad," or "I can see you are angry about leaving."
5. Talk about appropriate ways to handle fear, disappointment, or anger. For example, if your child is angry about leaving the park, make a plan for the next park visit.

Frog Street Toddler © 2014 Frog Street Press




Parents as Partners

Did You Know?

Toddlers are easily frustrated and hitting is a common result of this frustration. There are ways to help a frustrated toddler calm down and redirect hitting behavior.

Try It Out



1. Teach your child that hands are not for hitting. Discuss ways to relieve frustration without hitting. For example, encourage your child to stomp his feet, flap his arms, or kick into the air.
2. Teach your child the positive tasks his hands can do. We use our hands to give a high-five, throw balls, pour milk, open a door, play with a toy, clap, and hug.
3. Redirect frustration. Teach your child a "mad dance" that includes stomping, kicking, and jumping. Once your child starts dancing, he will likely be redirected from anger to silliness. Dance along with him and you are sure to get a laugh.
4. Teach your child to prevent frustration by taking deep breaths.
5. When you see frustration building, give your child some stress-releasing activities, such as squishing play dough or digging in the sand.

Parents as Partners

Did You Know?

Germs are all around us. It is never too early to teach your little one about germs and how to stay clean and healthy. Here are simple things you can do to help protect your toddler from germs.

Try It Out

1. Explain that even though we can't see them, germs are found in many places, such as on the floor, toilets, tabletops, door knobs, and even in our own bodies. Encourage your child not to share her cup, spoon, or food with others.
2. Teach your child how to blow a kiss when she is sick so she doesn't spread her germs.
3. Teach your child how to wash her hands. Two-year-olds should be able to wash their hands by themselves. Help your child adjust the water temperature and encourage her to wash tops, bottoms, and in between fingers.
4. Teach your child how to use a tissue to wipe her nose and then how to toss the tissue in the trash and wash her hands.
5. Demonstrate coughing into the crook of your elbow.
6. Keep your child home when she is sick.



Looking Ahead

Please donate your recycled paper towel tubes to our classroom for some of our bug activities next week.

Frog Street Toddler © 2014 Frog Street Press

Parents as Partners

Did You Know?

When children have a warm and secure relationship with their caregiver, they get along better with others, explore the environment more earnestly, develop better thinking skills, and build a foundation for secure relationships with future teachers.

Try It Out




- Work as a partner with your child's caregiver. Exchange important information and anything that will help your child feel more secure.
- Do not think of the caregiver as a replacement. The best available research supports the notion that caregivers can and need to become a secondary attachment that will not replace the bond between parent and child.
- Talk about the caregiver fondly when away from school. Ask your child about the caregiver and what things they did together at school.
- Don't let your child see your distress when you leave her with a caregiver. Help her know she is in a safe place with someone who will care for her.
- Say "good-bye" and always let your child know you will be back soon.



Dear Parents,

Children are born curious and capable of generating solutions to problems. They have a reverence for everything and a profound drive to explore and discover. You have probably observed a young child, intent on reaching for a toy, try various strategies until she gets what she wants. It is this innate curiosity that drives exploration. Exploration is the heart of learning and the key to building a baby's cognitive (thinking) skills.

It is exploration (driven by curiosity) that uncovers the relationship between cause and effect, the joy of learning, the pride of accomplishment that accompanies creativity, and the self-confidence that blooms with solving problems. It is crucial to encourage a baby's natural curiosity. When it is stifled, babies will become dependent on adult approval and less likely to have enough confidence to explore alone. The critical steps involved in trial-and-error learning will begin to be extinguished.



What You Can Do

- Child proof your home so that you do not find yourself saying "no" to your baby as she explores.
- Allow your baby to explore when she is awake. The only time your baby belongs in her crib is for sleeping.
- Avoid keeping your baby confined to feeding tables, swings, walkers, and carriers. Little ones can't explore when they are confined.
- Offer your child interesting things that will encourage her to look (photos, bird's nest, tree bark, shells) and listen (musical toys, baby band instruments, squeak toys). Always make sure that items you provide are safe (large enough not to swallow or to break).
- Talk with your baby when you see her show interest in something.
- Take your baby on a nature walk or stroller ride often. Talk about the things you see. Direct your baby's attention to interesting things you see.
- Organized problem-solving strategies (experimentation with the goal of finding a solution) begin to wire when toddlers are around 18 months old. In preparation for this stage, offer your young infant activities that stimulate his natural ability to think critically and creatively. Model problem-solving strategies and discuss your thinking as you work through problems. It takes firsthand experience and a great deal of practice for this process to become second nature for a young child.

← June 2017	July 2017					August 2017 ▶
Sun	Mon	Tue	Wed	Thu	Fri	Sat
2 Camper's Delight	3 Centre Closed for Canada Day	4 Nature Colleges Leaf Paining Make Binoculars	5 Tissue Paper Fish Fish names Fishing in Sensory Bin Fishy Hopscotch	6 Bug Rocks Bug Scientists Tracking Bugs/Insects	7 Bring in a Sleeping bag Today No Paintbrushes Camping Experineces Campfire Storys Time	8
9 Colour Crazy	10 Wax Paper Art Exploration of Colors Color Twister	11 Create your own Rainbow Colored Rice Sensory Play Outdoor mural Painting	12 Aluminum Foil Painting Flower coloring Experiment Play with Colored Streamers	13 Rainbow Fruit Kebabs Milk & Color Experiment Color Hokey Pokey	14 Stampede Breakfast 7am to 9am Color Crazy Celebration - 3 to 5 Rainbow Cupcakes Giant Rainbow Projects	15
16 Under the Sea	17 Sand Painting Sea Shell Shorting In the Sea - Sensory Bin	18 Sponge Painted fish Fishing for Numbers Fish Match Game Fish Freeze Dance	19 Playdough Crabs Snappy Crab Hat Let's do the Crab Walk	20 Painting with Tentacles Swimming Octopuses Slimy Jellyfish The Jelly Fish Dance	21 Bring your swim suit and towels Fun at the beach Party	22
23 Splish Splash	24 Walking in the rain Picture Weather words Making Puddles	25 Frozen colored Ice Exploring Clouds Wiggle worm Raindrop Yarn College	26 Cloud Pictures Counting Clouds Making Binoculars	27 Thunder Pictures Bubble Art Weather Dance Cloud	28 Bring your bathing suit of a fabulous water fun Day	29
30 Desert Oasis	31 Snake Tracks Snad Letters Sand Art Camel Races	Pre-School Room 4,5,6				



August 2017 Pre-School

← July 2017		August 2017					September 2017 ▶
Sun	Mon	Tue	Wed	Thu	Fri	Sat	
Desert Oasis Con't		1 Kangaroo Races Tortoise Race Draw Cactuses Magnifying Snad	2 Desert animals Colleges Desert Memory Game Snake Sort Soccer and Skipping	3 Wet sand Play Desert Survival Camel Races Palm Tree Crafts	4 Desert Tea Party Sand Dough Rock Painiting	5	
6 Penny Carnival	7 Centre Closed for Long Weekend	8 Creating Masks Clown Matching Game Bean bag Toss	9 Cotton Ball Painting Clown Masks Carnival Clown Dancing	10 Face Painting Ball Toss Activity Chasing Bubbles Juggling	11 Fabulous Friday event 3:00 pm to 4:30 pm Carnival Day	12	
13 STEAM	14 Gingerbread cookies Build rafts to see if they float Gingerbread scented Playdough	15 Build Houses Straw, Sticks and Bricks College Look at Blueprints	16 Build Bridges Playdough Trolls Play jumping the river	17 Build a tall Tower Ribbon Painting Shape towers Mix magic Potions	18 Build a tall Tower Ribbon Painting Shape towers Mix magic Potions	19	
20 Camper's Pick	21	22	23	24	25	26	
27	28	29	30	31	Pre – School Room 4,5,6 August 21 to 25 Children's Pick, keep you posted August 27 to 31 Teachers Pick, keep you posted		

© 2017 Brightpath Pre-School. All rights reserved. For more information, please contact us at 0800 000 000.

July 2017							August 2017 ▶
Sun	Mon	Tue	Wed	Thu	Fri	Sat	
1 O'Canada	Coin rubbing Activity Make your own Coat of Arms	Maple Scented Playdough Beaver Dam Experiment	Rusty Coin Experiment Maple Syrup Taste Test	Canadian Word Searches Canada Day Coloring	I Spy : Canada Day Making Dream Catchers Birthday Party for Canada		
2 Cityscape Construction	3 Centre Closed for Canada Day	4 Fish Creek Park Nature Walk 10am to 12pm Canvas Tape City Scapes	5 Creating Buildings with Recyclable Materials	6 Yoga in the Park Lego Construction Challenge	7 Newspaper Bridge Competition	8	
9 Sports Jam	10 Dribble Paintings Create your own Sneakers	11 Somerset Playground 10am to 12pm Create Medals and Flags for Sports Jam Olympics	12 Ball Hockey with a Straw Learn about the sport of Hockey	13 South Glenmore Spray 10am to 1:30pm Hockey Crossword Hockey Bingo	14 Stampede Breakfast 7am to 9am Sports Jam Olympics event	15	
16 The Great Cookie Bake Off	17 Salt Dough Key Chains Cookie Camp Bakers Hat	18 Telus Spark 9:30am to 2:00pm Baking cookies Cookie Box Craft	19 Baking Cookies Cookie Recipe Cards	20 Spruce Meadow 10am to 12pm Baking Cookies Prepare for the Cookie Sale	21 Cookie Bake Off and Cookie Sale	22	
23 Secret Spy School	24 What Are Spies? DIY Spyglasses	25 Somerset Water Park 10am to 1:30pm Discuss Famous Spies Invisible Ink	26 What do Spies Wear? Fingerprinting	27 Military Museums 9:30am to 2:00pm How do you become a spy? Secret Spy box	28 Secret Mission Day Maze Challenge	29	
30 STEM	31 Bridges around the world Who can build the strongest bridge	Room 7 OSC					

August 2017						September 2017 ▶
Sun	Mon	Tue	Wed	Thu	Fri	Sat
1 STEM Con't		1 Cars and Boats Make a cars that rolls or a boat that floats	2 Evergreen Playground 10am to 12pm Catapults Build a Catapult, Test it and use it to paint	3 Bubble wands and Waterslides Lets make 2D and 3D bubbles	4 Towers and Parachutes Create a Tower	5
6 Mardi Gras	7 Centre Closed for Long Weekend	8 Mad Science 10am to 12pm What is mardi Gras? Mardi Gras Mask Making Pancake Tuesday	9 Costumes!! Create them Mardi Gras Dice and Game boards	10 Heritage Park 9:30am to 2:00pm Crown Creations Baking King Cakes	11 Mardi Gras Centre Parade and Face Painting	12
13 The Cruise Ship Adventure	14 Make cruise Ship Passport Caribbean Carnival Head Piece	15 South Glemore Spray Park 10am to 1:30pm Popcorn Bag Designs Make Popcorn and Play Bingo and Games with Cards	16 Beach rescue Necklaces Make Cruise Ship Photo Frames	17 Fish Creek Playground 10am to 12pm Spa Day Mani and Pedit Day Create your own Cruise beverage	18 The Captian's Ball Wear your favorite Party Outfit	19
20 Camper's Pick	21	22 Kayden Farms	23	24	25	26
27 Summer Favourites	28	29	30	31 End of Summer Party	Room 7 OSC August 20 to 25 Children Pick, keep you posted August 27 to 31 Teachers Pick, keep you posted	

June 2017 | SWCRC Spring Programs



Positive Discipline in Everyday Parenting—8 week sessions

Parents with children 0-18 will focus on long term solutions to their parenting challenges. Gain a better understanding of developmental stages and enjoy a stronger relationship with your child. Children will attend Story Time with the **Southwood Library** at our location.

Phone to register for next session: **Tuesday mornings Sept—Dec. 2017**

Living Life to the Full In partnership with Canadian Mental Health.

This program includes 8 sessions where you'll learn how to cope with anxiety, stress, transitions, and life's challenges. Phone to register for next session: **Wednesday 1:00—2:30 Sept. 20—Nov. 8, 2017**

Upcoming Speaker Series & Workshops:

INTERNET SAFETY (Adult Talk)
In Partnership with Calgary Police Service

Keep your child safe-cyberbullying
Prevent identity theft
Dangers of Malware and scams

Taking registration
Thursday June 22nd 6:00-8:00 pm

ESL CONVERSATION GROUP
In partnership with Calgary Public Library

Starting July 19 to Aug 23 (6Weeks)
Wednesdays 1-2:30

Parent Talk
in Partnership with Further Education Society

Read stories, sing songs and get your
parenting questions answered.

Phone to register for next session:
Thursday mornings 10 - 11:30 am.
Fall 2017

Family Literacy Program:
in Partnership with Calgary Immigrant
Services.
Help prepare your 3- 5 yr. olds for entering
preschool and the school system.

Wednesdays 12:45-2:45 (16 sessions)
CLASS IS FULL.

Alberta Human Services

fcss
Family Community
Support Services

Chat 'n Play

Bring your young children and meet other parents for coffee and play time for preschoolers.

Monday afternoons drop-in between 12:30-2:30 pm

Bringing services closer to where you live!

The SWCRC builds partnerships that brings a variety of services closer to those who call south west Calgary their home.

Contact our office for the appropriate referral or appointment.

Calgary Immigrant Women's Association provides a family counselor each Wednesday at the Resource Centre to meet the diverse needs of women and children.

Aboriginal Family Violence Prevention, NEFC This program is offered free of charge to Aboriginal families living in south west Calgary.

Homebridge, Homeless Prevention Program. If you are having difficulties that may lead you and your family to homelessness, you may benefit from the community support worker with the Children's Cottage.




Aspen Community Connections— For those ready to move forward and need the weekly support to achieve their personal goals.

To register or to make an appointment drop by our office in the Oakridge Co-Op Plaza or call 403 238-9222



SouthWest Communities Resource Centre

JUNE 2017 SPRING CALENDAR OF EVENTS AND ACTIVITIES

Mon	Tue	Wed	Thu	Fri
			1 Parent Talk 10-11:30 END OF SESSION	2
5 Chat N' Play 12:30-2:30 	6	7 Multicultural Family Literacy Program 12:45-2:45 END OF SESSION Youth Tutoring 6:00- 7:30 pm		9
12 Chat N' Play 12:30-2:30	13	14 Youth Tutoring 6:00- 7:30 pm END OF SESSION	15	16 
19 Chat N' Play 12:30-2:30	20	21 First Day of Summer 	22	23
26 Chat N' Play 12:30-2:30	27	28	29	30

Do you need to talk to someone about your situation? Are you needing more information or referrals to another agency? One-on-one consultation with our community resource workers are available each afternoon.

Give us a call to book an appointment

Call us 403.238.9222

Email us info@swcrc.ca

Visit us #42 2580 Southland Drive SW

Browse us www.swcrc.ca

Follow us

A Reason to Smile

Monthly Needs for: June/July 2017

Giving Kids 'A Reason to Smile' with a Care Package

When you give to Closer to Home through 'A Reason to Smile,' you'll be giving kids in care the comfort they need to overcome their challenges and grow into successful young adults.

Your gifts will enrich the lives of children who have experienced trauma and loss, and you will contribute to a nurturing, safe and healing environment in our Community Teaching Homes (group care).

Wish List

As the weather continues to warm up, the kids are spending more and more time outdoors. This month, they are hoping for:

- Toys (for boys 8-13; lego, board games, etc.)
- Beach toys
- Outdoor water equipment (sprinklers, slip-n-slides, etc.)
- Craft supplies
- Baking utensils, trays & other baking supplies
- Passes to Calgary Stampede
- Outdoor sports equipment (tennis, badminton, etc.)
- Sturdy above-ground pool
- Home décor (canvas pictures, etc.)
- Grocery gift cards
- Bed-in-a-bag sets (single/twin)
- Water balloons
- Recreation passes
- Movie passes
- Toiletries/hygiene items (for boys)
- Sunscreen & bug repellent
- Summer reading (grades 1-2 level, Archie comics, any comic books)

Questions?

If you have any questions, please contact Jessica at (403) 543-0550, Ext. 250 or jmelnychuk@closerhome.com.

Thank you for your generous support!